

Pre A1 Starters

Mini Trainer

Two practice tests without answers



WITH AUDIO
DOWNLOAD

1



Pre A1 Starters

Mini
^
Trainer

Two practice tests without answers

Cambridge University Press
www.cambridge.org/elt

Cambridge Assessment English
www.cambridgeenglish.org

Information on this title: www.cambridge.org/9781108564304

© Cambridge University Press and UCLES 2019

This publication is in copyright. Subject to statutory exception and to the provisions of relevant collective licensing agreements, no reproduction of any part may take place without the written permission of Cambridge University Press.

First published 2019

20 19 18 17 16 15 14 13 12 11 10 9 8 7 6 5 4 3 2 1

Printed in Dubai by Oriental Press

A catalogue record for this publication is available from the British Library

ISBN 978-1-108-56430-4 Student's Book with Audio download

The publishers have no responsibility for the persistence or accuracy of URLs for external or third-party internet websites referred to in this publication, and do not guarantee that any content on such websites is, or will remain, accurate or appropriate. Information regarding prices, travel timetables, and other factual information given in this work is correct at the time of first printing but the publishers do not guarantee the accuracy of such information thereafter.

Contents

Pre A1 Starters

Test 1 Training and Exam Practice


Listening	4
Reading and Writing	14
Speaking	26

Test 2 Exam Practice

Listening	31
Reading and Writing	37
Speaking	44
Acknowledgements	48

Listening: words and colours

1 **002** Listen, look and point.



Grammar: simple verb forms

2 In pairs, draw lines to make sentences. There is an example (0).

- | | |
|-------------------------|------------------------|
| ① Sam is playing | a a fish on it. |
| ① Mark has got | b playing football. |
| ② Sue and Tom are | c in their dad's boat. |
| ③ Alex is wearing | d with the sand. |
| ④ Pat's kite has got | e a small boat. |
| ⑤ Ben, Kim and Jill are | f a long dress. |

TIP!

Say what you can see in the picture. This will help you in the test.

Grammar: prepositions

3 Look at the picture. Students A read sentences 1–4 to your partner. Student B look at the picture, is it True or False?

- ① Student A: Tom and Sue are in a boat. Student B: True!
- ① Jill is wearing a pink T-shirt.
- ② Kim is sitting under the tree.
- ③ Mark has grey hair.
- ④ Nick is wearing glasses.

Part 1

– 5 questions –



003 Listen and draw lines. There is one example.

Alice

Matt

Dan

Eva



May

Hugo

Grace

Vocabulary: numbers and colours

1 Look, say and point.

3 7 13 11 15 14 20 16 4

Vocabulary: spelling names

2 Look and colour the names.

~~Alice~~ Lucy
Anna Mark
Bill ~~Matt~~
Dan Nick
Eva Sam
Grace Tom

V	P	F	T	U	D	M	Z	N	A
M	A	Y	Y	B	L	Y	R	D	N
N	T	S	B	E	A	M	S	G	N
F	D	H	Y	M	B	A	A	G	A
M	A	T	T	H	J	W	M	Z	L
L	U	C	Y	C	I	M	O	J	I
D	A	N	N	I	L	A	I	R	C
T	M	B	I	L	L	R	X	Z	E
G	R	A	C	E	I	K	J	W	V
F	V	S	K	X	G	T	O	M	A

3 Listen and write the names.

0 Anna

1

2

3

4

4 Look and read aloud in pairs. Then ask and answer questions about children in your family.



How old are you?

I'm 8.

Have you got a sister?

Yes, I've got a big sister. She's 14.



How old are you?


I'm 7.

Have you got a cousin?

Yes, I have. He's 1. He's a baby!

TIP!

You can say *cousin* for boys and girls.



Part 2
– 5 questions –

005 Read the question. Listen and write a name or number.
There are two examples.



Examples

What is the girl's name?
How old is the girl?

Alex
7

Questions

- 1 What is Alex's family name?
- 2 Where does Alex live?
- 3 What number is Alex's house?
- 4 What colour is Alex's sports skirt?
- 5 What's the badminton teacher's name?

in _____ Street

Listening for information

1 **006** Listen and tick (✓) the correct box. There is one example.

① Which is Anna's helicopter?



A ☐

B ☒

① What is Mark wearing?



A ☐



B ☐

② What is Sam's favourite ice cream?



A ☐



B ☐

③ Which sport are Dan and May doing?



A ☐



B ☐

④ Where is Tom's teddy bear?



A ☐



B ☐

⑤ Which animal is on the TV?



A ☐



B ☐

TIP!

Read the questions, look at the pictures and say what you can see. Then listen and choose the right answer.

2 Look at the pictures. Say what you can see. Now, read and put a tick (✓) or a cross (X) in the box. There are two examples.


① Jellyfish are pink.



The toy elephant is yellow.



① The bear is waving.



② The giraffe is eating an ice cream.



③ My baby cousin has got brown hair.



④ My grandma has got a bike.



Listening: choosing the correct picture

3 **007** Listen to the boy and girl and tick (✓) the correct pictures.

① This is Pat's ...



A ☐



B ☐



C ☒

② It has got a ...



A ☐



B ☐



C ☐

③ It likes eating ...



A ☐



B ☐



C ☐

④ It's wearing ...



A ☐




B ☐




C ☐


⑤ It can ...



A ☐



B ☐



C ☐

⑥ It can ...



A ☐



B ☐



C ☐

Get ready!

4 Write two questions. Draw three pictures for each question. Write two short conversations in your notebooks.

①



A



B



C

②



A



B




C

Now, read your conversations about your pictures. Can your classmates choose the correct one?


TIP!

Listen carefully for 'no' answers, like 'No, it can't.'



TIP!

Use 'yes' and 'no' sentences to test your classmates. Have fun!



Part 3

– 5 questions –


008 Listen and tick (✓) the box. There is one example.



Which car is Jill's grandpa's?



A ☐



B ☐



C ☒


① Which is Hugo's favourite sport?



A ☐



B ☐



C ☐


② What's Alice's dad cooking?



A ☐



B ☐



C ☐

③ Which animal is in the bath?



A ☐



B ☐



C ☐

④ Where are Alex's shorts?



A ☐




B ☐




C ☐


⑤ Which ship is Kim's?



A ☐



B ☐



C ☐

Vocabulary: colours

1 **009** Listen and tick (✓) the correct answer.

0



A ☒

B ☐

C ☐

2



A ☐

B ☐

C ☐

1



A ☐

B ☐

C ☐

3




A ☐

B ☐

C ☐

Vocabulary: prepositions

2 **010** Where is the frog? Listen and write the numbers in order.



1



TIP!

In Part 4, learn how to say where things are with prepositions. When do we say *in*, *on*, *in front of* or *next to*, *between*, *behind* and *under*?

Get ready!

3 **011** Listen and colour. In pairs write about the teddy bears.



0 The yellow teddy bear is in the boy's bag.

1


2

Part 4

– 5 questions –

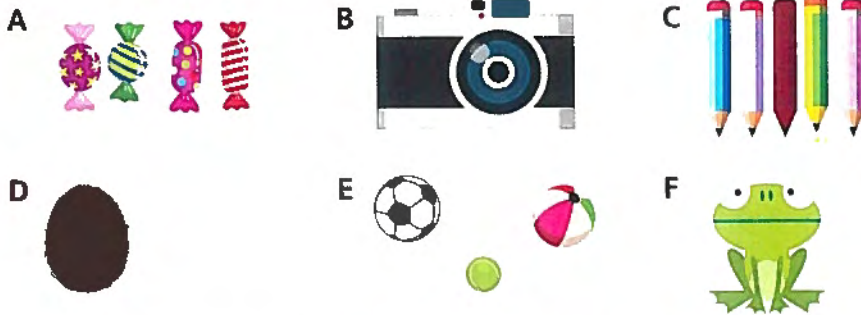


012 Listen and colour. There is one example.



Vocabulary: matching

1 Match the sentences and the pictures.



- ① These are pencils. c ③ This is a camera.
 ① This is a frog. ④ These are sweets.
 ② These are balls. ⑤ This is a coconut.


Grammar: singular and plural

2 Choose the correct word.




- ① This is a / These are balloons. ③ This is a / These are tennis racket.
 ① This is a / These are baseball cap. ④ This is a / These are zebra.
 ② This is a / These are sausages. ⑤ This is a / These are jeans.

Reading: understanding sentences

3 Read the sentences. Draw two correct pictures and three wrong pictures.



- ① These are fish. ☒ ① This is a chicken. ☒ ② This is a house. ☒



- ③ These are boots. ☒ ④ This is an elephant. ☒ ⑤ These are watches. ☒

TIP!

Look at the sentences and decide if they are about one or more things. Remember! *This is* a = 1 thing. *These are* = more things.

TIP!

We usually put an s or es at the end of a plural word, but we say *two fish* and *two sheep*.

Part 1

– 5 questions –



Look and read. Put a tick (✓) or a cross (X) in the box.
There are two examples.

Examples



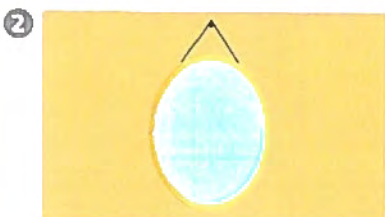
This is a potato.




These are shoes.



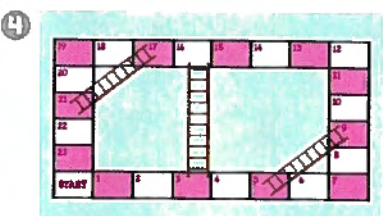
This is a skateboard.



This is a rug.



These are watermelons.



This is a board game.



This is a jellyfish.



Reading: sentences about a picture

1 Read the sentences and choose the correct answer. Why are the other two answers wrong?



- ① The boy and girl are in the **bookshop** / **park** / **street**.
- ② The woman with black hair is **drawing** / **driving on** / **crossing** the street.
- ③ The man in the fruit shop has got **pink** / **grey** / **brown** hair.
- ④ The children are wearing **hats** / **shorts** / **jeans**.
- ⑤ The girl is holding a **lorry** / **skateboard** / **motorbike**.
- ⑥ You can see two **tigers** / **sheep** / **horses** in the picture.

Grammar: talking about the present

2 Look at the picture. Read the sentences and put a tick (✓) or a cross (X).

- ① There is a jellyfish in the clothes shop.
- ② It's wearing sunglasses.
- ③ The jellyfish has got green hair
- ④ It's sitting on a chair.
- ⑤ The T-shirt has got a picture of a beach on it.
- ⑥ The jellyfish is sad.



3 Write 3 more sentences about the picture, one 'yes' and two 'no'.

① _____ Yes

③ _____ No


② _____ No

Part 2

– 5 questions –



Look and read. Write yes or no.



Examples

The people are having fun in the park.

yes

The boy is watching television.

no

Questions

- ① The boy and girl are playing tennis.
- ② The girl has got black hair.
- ③ The baby is eating ice cream.
- ④ The woman's bag is closed.
- ⑤ The horses are drinking some water.

Vocabulary: spelling

1 Look at the letters and numbers. Look at the code words. What are they? In pairs draw and write code words.

A	B	C	D	E	F	G	H	I	J	K	L	M	N	O	P	Q	R	S	T	U	V	W	X	Y	Z
1	2	3	4	5	6	7	8	9	10	11	12	13	14	15	16	17	18	19	20	21	22	23	24	25	26

0 [2] [1] [7] b a g

1 [3] [12] [15] [3] [11]

2 [2] [21] [18] [7] [5] [18]



3 [13] [15] [21] [19] [5]



4 [16] [1] [16] [5] [18]



2 Write the words. Colour the letters that are the same.

0 c o o l d o o r f l o o r o o is the same

1 s o c k s t e n n i s r a c k e t j a c k e t _ _ _ is the same

2 m o u s e h o u s e t r o u s e r s _ _ _ is the same

3 t e a c h e r c o m p u t e r f l o w e r _ _ _ is the same

4 p e a b e a r s e a _ _ _ is the same

Grammar: articles and prepositions

3 Read the sentences. Choose the correct answers.

- 0 I play **at** / **in** the park every afternoon.
- 1 I like watching TV **in the** / **—** bedroom.
- 2 He is swimming **in a** / **the** sea.
- 3 Tom is **at** / **in** the kitchen.
- 4 I play baseball **at** / **in** the weekend.
- 5 I always eat **an** / **a** ice cream at the beach.

Get ready!

4 Look at the pictures. Then write the words.



b a g



s _ _ _



h _ _ _



j _ _ _



j _ _ _



d _ _ _



g _ _ _



s _ _ _



b _ _ _

Part 3


– 5 questions –

Look at the pictures. Look at the letters. Write the words.

Example




l i m e



Questions


1





2






3





4





5





Vocabulary: spelling

1 Look at the pictures and say the words. Write the words.



c a t



b e e



l i o n



c r o c o d i l e



c o m p u t e r



p h o n e



h i p p o



f e e t


Reading: sentences

2 Read and cross out the wrong word.

- ① Fish have **tails** / ~~legs~~.
- ② A cat can run and jump on its **arms** / **legs**.
- ③ Many birds sleep in **trees** / **flats**.
- ④ We eat lunch in the **dining room** / **bathroom**.
- ⑤ He is wearing a baseball **cap** / **jacket** on his head.
- ⑥ Many horses like eating **apples** / **juice**.
- ⑦ I like flying my **bat** / **kite** in the park.
- ⑧ I live with my parents and my **teacher** / **grandma**.

TIP!

In Part 4, choose the words that go best in the sentences. Don't write silly sentences in the test!



Writing the missing words in a text

3 Read the text about bears. Write the correct word to complete the sentences.

Bears

Bears are big (0) **animals** and they can be very scary. Many bears are black or brown but some are white, like polar bears. Some bears can swim in water and catch (1) **fish** in their (2) **mouths**. Some bears eat (3) **meat** from small animals and some eat parts of trees. Many bears have a big head, a long body and a short (4) **tail** at the end of its body. A bear can run fast on its four (5) **legs**. Some bears sleep in trees and you can see them in zoos.



animals



tail



eyes



mouth



fish



meat




legs



chips

Part 4

– 5 questions –



Read this. Choose a word from the box. Write the correct word next to numbers 1–5. There is one example.

Our playground



We have a big playground at my school. It is outside my (1) _____ and it has got a big tree in it. We sit under the tree and the (2) _____ reads us a story from a big (3) _____ at the end of the day. We eat (4) _____ in a big room next to the playground, then we play (5) _____ there. I love our playground – it's cool!

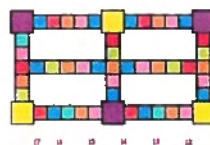
Example



school



lunch



games



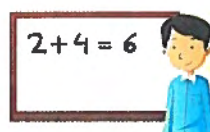
book



classroom



crayon



teacher



mirror

Vocabulary

1 Look at the pictures. Write three words about what you can see in each picture.



1



2



3

TIP!

In Part 5, you only have to write one-word answers. Before you read the questions, look at the pictures and say what you can see in the pictures.



TIP!

The questions in Part 5 are usually 'What is/are the ... doing? What has the ... got? Where is/are the ...? Who is ...ing? and How many ...? Practise asking and answering these questions when you see story pictures.



Asking and answering questions

2 Read the questions. The answers are wrong! Make the answers right.

Where are the people?

in the ~~playground~~ park

What are they doing?

~~flying~~ walking

① How many animals can you see?

~~twelve~~ _____

② What does the cat want to do?

eat the ~~dog~~

③ What is the dog doing?

~~sleeping~~ _____ in the water

④ What is the girl doing?

~~catching~~ _____ a ball

⑤ Where is the ball?

in the dog's ~~nose~~ _____

⑥ Who is not happy?

the ~~baby duck~~ _____

Storytelling

3 Read the questions and say the answers. Then tell the story in groups of three.

Picture 1

Where are the people?
 What are they wearing?
 What animals can you see?
 What does the cat want to do?
 What does the dog
 want to do?

Picture 2



What is the cat doing?
 What is the dog doing?
 Who is saying 'Oh no!'
 Why?
 What is the girl throwing?
 What is the woman
 doing?

Picture 3

Where is the ball now?
 What is sitting on the
 dog's head?
 Which animals are clapping?
 What are the people doing?
 Who is happy? Why?
 Who isn't happy? Why?


Get ready!

4 In pairs, think of a story! Draw three pictures. Write two questions for each picture and show them to your classmates. Can they answer the questions?



TIP!

Learning how to tell stories will help you answer the story questions in Part 5.



Part 5

– 5 questions –



Look at the pictures and read the questions.
Write one-word answers.



Examples

Where are the boy and girl? in the living room

How many lizards are there? three


Questions

① Who is playing with the lizards? the



② What colour is the lizard now? green and _____

③ What is the lizard doing? _____ up the wall




④ Who is trying to catch the lizard? the _____

⑤ What is the man doing? sitting on the _____

Objects in a picture

1 Look at the picture. Write words in the clouds. Then say the words and point.



People
man

Animals
dog

Things
skateboard

Describing where things are


2 Read and complete the sentences with a word or phrase from the box.

behind between in in front of next to ~~on~~

- ① The dog is on the skateboard.
- ① The boy is _____ the elephant.
- ② The giraffe is _____ the zebra.
- ③ The monkeys are _____ the tree.
- ④ The zebra is _____ the elephant and the giraffe.
- ⑤ The tree is _____ the house.



SCENE PICTURE






1 Look at the pictures. Talk about each picture in pairs.

What colour are the things in the pictures?

Which things do you have?


Which things do you like? Why?



rubber



bat



sheep



bag



chicken



TV



bike



watermelon

2 Ask and answer the questions in pairs.

TIP!

Try to give answers of more than one word.



About you

How old are you?
How many
brothers or sisters
have you got?



Which toys do
you play with?
Where do you
play?

About your free time

About your teacher

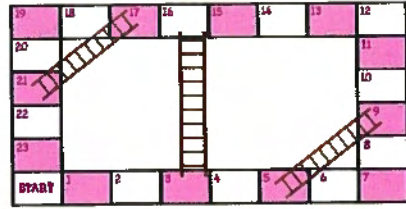
What's your
teacher's name?
Has he/she got
brown hair/green
eyes?



OBJECT CARDS



Test 1



Test 1




Test 1



Test 1




Test 1



Test 1



Test 1



Test 1

Test 2

Part 1

– 5 questions –

013 Listen and draw lines. There is one example.

Lucy

Hugo

May

Nick



Eva

Dan

Grace

Part 2

– 5 questions –

014 Read the question. Listen and write a name or a number.

There are two examples.

**Examples**

What is the boy's name?

Tom

How old is he?

8

Questions

① How many lizards are in Tom's box?

② What is the green lizard's name?

Mr _____

③ How many grapes do the lizards eat in the morning?

④ What is the number of Tom's flat?

⑤ Where does Tom live?

in _____ Street

Part 3

– 5 questions –

015 Listen and tick (✓) the box. There is one example.

Which animal is Alice drawing?



A ☐




B ☒




C ☐


1 Where is Ben's robot?



A ☐




B ☐



C ☐


2 Which is Sue's favourite fruit?



A ☐



B ☐



C ☐

③ What is Sam doing now?



A ☐



B ☐



C ☐


④ What can the family have for dinner?



A ☐



B ☐



C ☐

⑤ Which sport is Pat learning about today?



A ☐



B ☐



C ☐

Part 4

- 5 questions -

016 Listen and colour. There is one example.


Part 1

– 5 questions –

Look and read. Put a tick (✓) or a cross (X) in the box.

There are two examples.

Examples



This is a pear.



These are aliens.

**Questions****1**

This is a sofa.



2



This is a box.




3



These are glasses.




4



This is a ruler.



5



These are crocodiles.



Part 2

– 5 questions –

Look and read. Write yes or no.



Examples

There is a picture of a chicken on the poster. yes

The doll is on the table. no

Questions

- ① The teacher is writing a word.
- ② You can see some flowers.
- ③ The girl is picking up a book.
- ④ One of the boys has brown hair.
- ⑤ The doors of the cupboard are open.

Part 5

– 5 questions –

Look at the pictures and read the questions. Write one-word answers.

**Examples**

How many children are there?

two

Which child is riding the horse?

the girl

Questions

① What is the horse doing?




② Where is the bird?

in the _____

③ What is the horse eating?

an _____



④ Where is the bird now?

on the horse's _____

⑤ Who is taking the photo?






the children's _____

SCENE PICTURE





OBJECT CARDS



Acknowledgements

The authors and publishers acknowledge the following sources of copyright material and are grateful for the permissions granted. While every effort has been made, it has not always been possible to identify the sources of all the material used, or to trace all copyright holders. If any omissions are brought to our notice, we will be happy to include the appropriate acknowledgements on reprinting and in the next update to the digital edition, as applicable.

The authors and publishers would like to thank the following contributors:

Page make up, illustration and animations: QBS Learning

Squirrel character illustration: Leo Trinidad

Cover illustration: Amanda Enright

Author: Trish Burrow

Audio production: DN and AE Strauss Ltd and James Miller

Editor: Alexandra Miller


Pre A1 Starters

Mini ^ Trainer

This Mini Trainer provides gentle, focused exam preparation for Pre A1 Starters, helping to build confidence in young learners.

What's inside?

- Two full-colour practice tests, together with answers online for teachers to access
- *Training and Exam Practice* in the first test providing complete guidance on how to tackle the exam
- Friendly online character animations to familiarise children and parents with each part of the test



ISBN: 978-1-108-46511-3



ISBN: 978-1-316-61746-5



ISBN: 978-1-316-61702-1

Cambridge English Scale

120-139

100-119

80-99

Cambridge English Qualification

A2 Flyers

A1 Movers

Pre A1 Starters



Official
Cambridge
Exam
Preparation

Experts together

Our aim is to deliver the materials you tell us you need. Exclusive insights from test development and candidate performance guarantee expert content. The result is a unique Exam Journey in each course, ensuring every student is ready on exam day. From skills development to exam tasks, language discovery to real-world usage, we create better learning experiences, together.

Experience

Better

Learning

ISBN 978-1-108-56381-9

